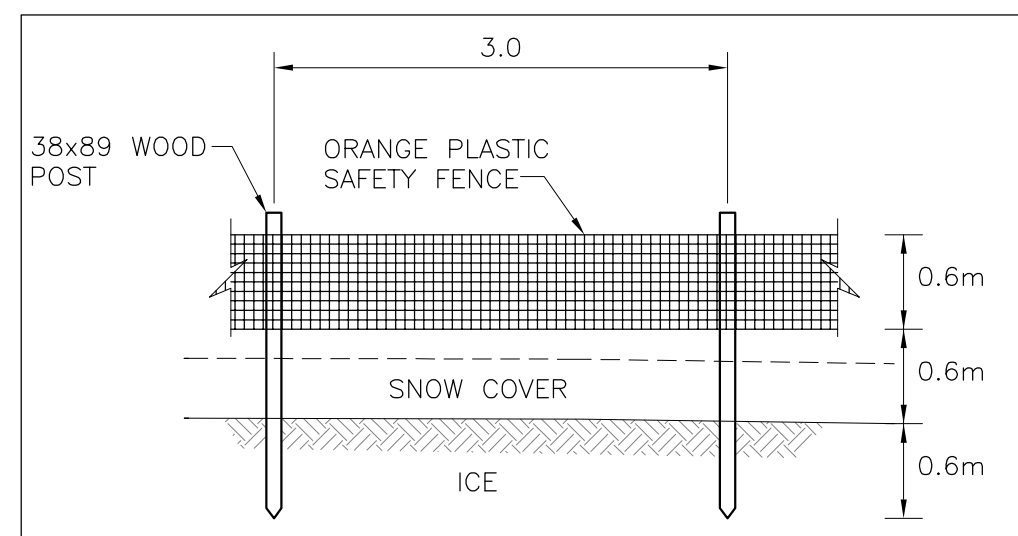
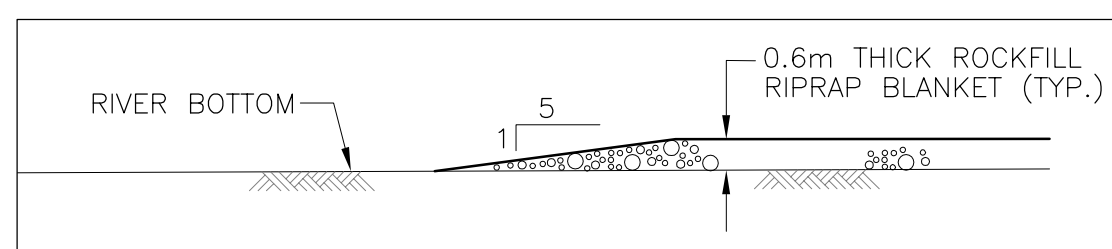


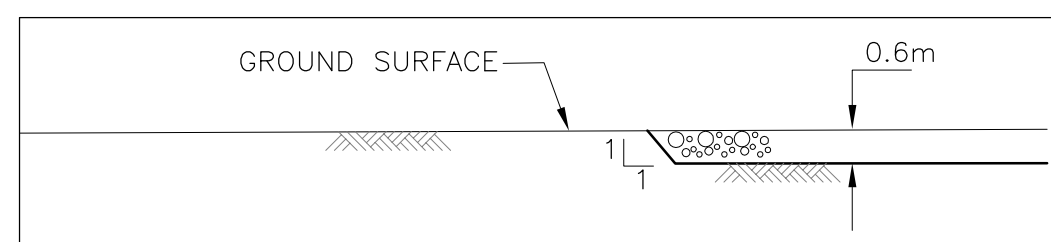
**COLUMN LAYOUT DETAIL**  
SCALE: NTS



**SAFETY FENCE DETAIL**  
SCALE: NTS



**RIPRAP TRANSITION DETAIL**  
RIPRAP TRANSITION BELOW WATER  
SCALE: NTS



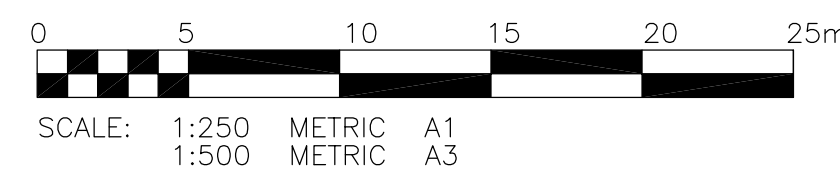
**RIPRAP TRANSITION DETAIL**  
RIPRAP TRANSITION SUB CUT ABOVE RWRL  
SCALE: NTS

**NOTE:**

- COORDINATES OF ROCKFILL COLUMNS TO BE SUPPLIED BY THE CONTRACT ADMINISTRATOR.
- CONTRACTOR SHALL NEITHER PRUNE NOR REMOVE EXISTING TREES WITHOUT PRIOR APPROVAL FROM THE CONTRACT ADMINISTRATOR



**BURROWS AVENUE RR-76**



EXISTING	LEGEND-PLAN	PROPOSED	EXISTING	LEGEND-PLAN	PROPOSED	EXISTING	LEGEND-PROFILE	PROPOSED
150 WM	WATERMAIN	150 WM	HYDRO	HYDRO	HYDRO			
Hydrant symbol	HYDRANT	Hydrant symbol	M.T.S.	M.T.S.	M.T.S.			
Valve symbol	VALVE	Valve symbol	PROPERTY LINE	PROPERTY LINE	PROPERTY LINE			
300 LDS	LAND DRAINAGE SEWER	300 LDS	SURVEY BAR	SURVEY BAR	SURVEY BAR			
250 WWS	WASTE WATER SEWER	250 WWS	LIGHT STANDARD	LIGHT STANDARD	LIGHT STANDARD			
Manhole symbol	MANHOLE	Manhole symbol	HYDRO POLE	HYDRO POLE	HYDRO POLE			
Catch basin symbol	CATCH BASIN	Catch basin symbol	GUY WIRE	GUY WIRE	GUY WIRE			
Curb inlet symbol	CURB INLET	Curb inlet symbol	SIGN	SIGN	SIGN			
Junction symbol	JUNCTIONS	Junction symbol	BUSH LINE	BUSH LINE	BUSH LINE			
Culvert symbol	CULVERT	Culvert symbol	FENCE	FENCE	FENCE			
Gas symbol	GAS	Gas symbol	ELEVATION	ELEVATION	ELEVATION			
			231.334	231.334	231.334			
			(32.231)	(32.231)	(32.231)			

**LOCATION APPROVED UNDERGROUND STRUCTURES**

B.M. KGS BASE ELEV. - DWGS BASED ON C.S.R.S. NAD 83 SYSTEM, UTM GRID

DESIGNED BY: RBO  
DRAWN BY: DMW  
CHECKED BY: RKe  
APPROVED BY: [Signature]

HOR. SCALE: 1:250  
VERTICAL: 1:50

ISSUED FOR TENDER: 11/10/12  
NO. REVISIONS: [Blank]

DATE: 11/10/12  
BY: RKe

DATE: [Blank]  
BY: [Blank]

ENGINEER'S SEAL: R.M. KENYON, REGISTERED PROFESSIONAL ENGINEER

CONSULTANT DRAWING NO. LD-5696

**THE CITY OF WINNIPEG**  
WATER & WASTE DEPARTMENT

2011 OUTFALL MAINTENANCE PROGRAM  
BURROWS AVENUE RR-76

**PROPOSED RIVERBANK WORKS PLAN**

SHEET 03 OF 04  
CAD FILE DRAWING NUMBER: BURROWS RR-76 PLOT  
CITY DRAWING NUMBER: LD-5696